



MARKET TRENDS

FOR WEEK ENDING SEPTEMBER 28, 2018



MARKET TRENDS

SEPTEMBER 28, 2018

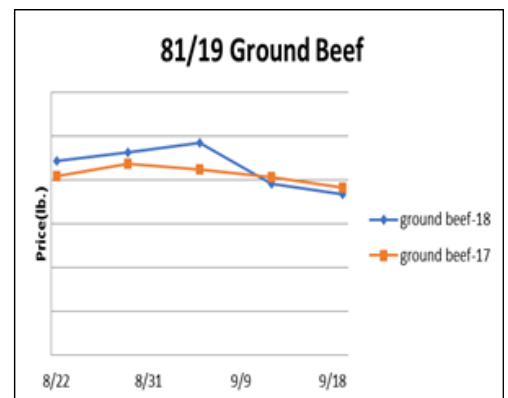
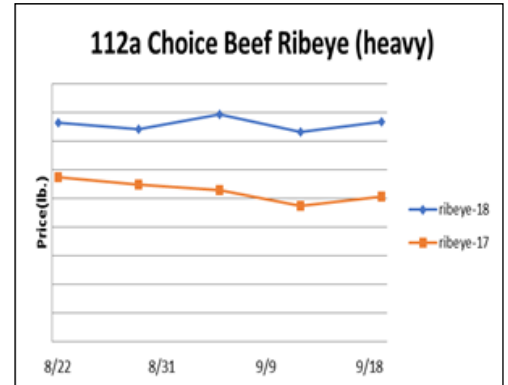
PERFORMANCE
FOODSERVICE



Beef, Veal & Lamb

Beef production last week increased 15.9% from the previous holiday shortened week but was .4% smaller than a year ago. During the last six weeks, choice beef output was down 2.7% versus last year. Less cattle grading choice could bring an earlier than usual seasonal bottom of the beef markets. August retail beef prices were down .1% from July, but up .8% from 2017. Ground beef prices were up 1.6% from last year and sirloin steak was higher by 3.8%. Strong demand is giving retailers confidence to feature beef this fall. This could provide added support to the various beef markets, including tenderloins and ribeyes, as the holiday season approaches.

| Description | Market Trend | Supplies | Price vs. Last Year |
|------------------------------|--------------|----------|---------------------|
| Live Cattle (Steer) | Increasing | Short | Higher |
| Feeder Cattle Index (CME) | Increasing | Short | Higher |
| Ground Beef 81/19 | Decreasing | Good | Lower |
| Ground Chuck | Increasing | Good | Higher |
| 109 Export Rib (ch) | Increasing | Good | Higher |
| 109 Export Rib (pr) | Decreasing | Good | Lower |
| 112a Ribeye (ch) | Increasing | Good | Higher |
| 112a Ribeye (pr) | Decreasing | Good | Lower |
| 114a Chuck , Shlder Cld(ch) | Decreasing | Good | Lower |
| 116 Chuck (sel) | Decreasing | Good | Lower |
| 116 Chuck (ch) | Increasing | Good | Lower |
| 116b Chuck Tender (ch) | Decreasing | Good | Lower |
| 120 Brisket (ch) | Decreasing | Good | Higher |
| 120a Brisket (ch) | Decreasing | Good | Higher |
| 121c Outside Skirt (ch/sel) | Decreasing | Good | Higher |
| 121d Inside Skirt (ch/sel) | Decreasing | Good | Higher |
| 121e Cap & Wedge | Decreasing | Good | Higher |
| 167a Knuckle, Trimmed (ch) | Decreasing | Good | Lower |
| 168 Inside Round (ch) | Decreasing | Good | Lower |
| 169 Top Round (ch) | Steady | Good | Lower |
| 171b Outside Round (ch) | Increasing | Good | Lower |
| 174 Short Loin (ch 0x1) | Decreasing | Good | Higher |
| 174 Short Loin (pr 2x3) | Decreasing | Good | Lower |
| 180 0x1 Strip (ch) | Increasing | Good | Higher |
| 180 0x1 Strip (pr) | Decreasing | Good | Lower |
| 184 Top Butt, boneless (ch) | Increasing | Good | Higher |
| 184 Top Butt, boneless (pr) | Steady | Good | Higher |
| 184-3 Top Butt, bnls (ch) | Decreasing | Good | Higher |
| 185a Sirloin Flap (ch) | Increasing | Good | Higher |
| 185c Loin, Tri-Tip (ch) | Increasing | Good | Higher |
| 189a Tender (sel, 5 lb & up) | Decreasing | Good | Higher |
| 189a Tender (ch, 5 lb & up) | Decreasing | Good | Higher |
| 189a Tender (pr, heavy) | Decreasing | Good | Lower |
| 193 Flank Steak (ch) | Decreasing | Good | Higher |
| 50% Trimmings | Increasing | Good | Higher |
| 65% Trimmings | Decreasing | Good | Lower |
| 75% Trimmings | Steady | Good | Lower |
| 85% Trimmings | Decreasing | Short | Lower |
| 90% Trimmings | Decreasing | Short | Lower |
| 90% Imported Beef (frz) | Decreasing | Good | Lower |
| 95% Imported Beef (frz) | Steady | Good | Higher |
| Veal Rack (Hotel 7 rib) | Steady | Good | Higher |
| Veal Top Round (cap off) | Steady | Good | Higher |



MARKET TRENDS

SEPTEMBER 28, 2018

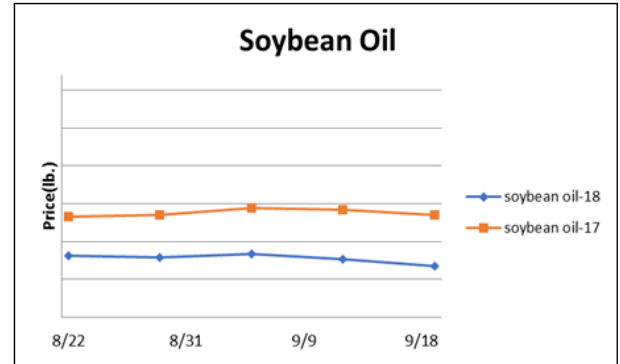
PERFORMANCE
FOODSERVICE



Grains

In their latest forecasts, the USDA raised their estimated 2018-19 U.S. corn and soybean yields to record highs. Big crops and large carryover supply from the previous crops should push farmers to sell in the coming weeks. This is likely to temper the upside potential in the feed markets into the fall.

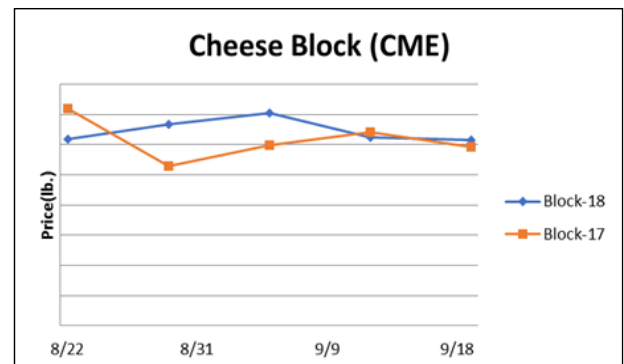
| Description | Market Trend | Supplies | Price vs. Last Year |
|--------------------------|--------------|----------|---------------------|
| Soybeans, bushel | Decreasing | Good | Lower |
| Crude Soybean Oil, lb | Decreasing | Good | Lower |
| Soybean Meal, ton | Decreasing | Good | Higher |
| Corn, bushel | Decreasing | Good | Lower |
| Crude Corn Oil, lb | Increasing | Good | Lower |
| High Fructose Corn Syrup | Decreasing | Good | Higher |
| Distillers Grain, Dry | Decreasing | Good | Higher |
| Crude Palm Oil, lb BMD | Decreasing | Good | Lower |
| HRW Wheat, bushel | Decreasing | Good | Higher |
| DNS Wheat 14%, bushel | Increasing | Good | Lower |
| Durum Wheat, bushel | Decreasing | Short | Lower |
| Pinto Beans, lb | Steady | Good | Lower |
| Black Beans, lb | Increasing | Good | Lower |
| Rice, Long Grain, lb | Steady | Good | Higher |



Dairy

The butter markets have remained range-bound but trading well below year ago levels. Lower international butter prices have weighed on the domestic markets as of late. History suggests the CME butter market is likely to remain near current levels for the next few weeks before topping for the rest of the year. The cheese markets have been on the defensive as of late with barrels declining to multi-month lows. Cheese prices typically make their fall peak during the last few weeks of October. Domestic nonfat dry milk stocks were 7.4% bigger than 2017. This may temper any further upside risk.

| Description | Market Trend | Supplies | Price vs. Last Year |
|------------------------|--------------|----------|---------------------|
| Cheese Barrels (CME) | Decreasing | Good | Lower |
| Cheese Blocks (CME) | Decreasing | Good | Higher |
| American Cheese | Decreasing | Good | Lower |
| Cheddar Cheese (40 lb) | Decreasing | Good | Higher |
| Mozzarella Cheese | Decreasing | Good | Higher |
| Provolone Cheese | Steady | Good | Same |
| Parmesan Cheese | Decreasing | Good | Higher |
| Butter (CME) | Increasing | Good | Lower |
| Nonfat Dry Milk | Increasing | Ample | Higher |
| Whey, Dry | Increasing | Good | Higher |
| Class 1 Base | Steady | Good | Lower |
| Class II Cream, heavy | Increasing | Good | Lower |
| Class III Milk (CME) | Decreasing | Good | Higher |
| Class IV Milk (CME) | Decreasing | Good | Lower |



MARKET TRENDS

SEPTEMBER 28, 2018

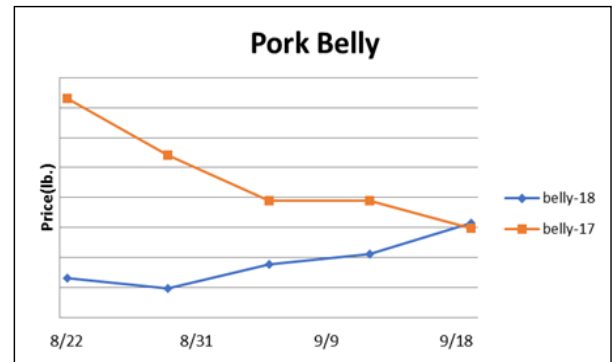
PERFORMANCE
FOODSERVICE



Pork

Pork output last week grew 4.3% from the previous Labor Day shortened week but was 7.3% less than the same week last year. Hurricane Florence halted North Carolina pork production facilities which has supported prices. The USDA pork cutout is up 20.4% during the last five business days. But, despite some hog losses, most all facilities are likely to be running by early next week. August retail pork prices were down 1.5% from 2017. August retail bacon prices were the highest since January. Still, wholesale pork belly prices usually fall in Q4.

| Description | Market Trend | Supplies | Price vs. Last Year |
|------------------------------|--------------|----------|---------------------|
| Live Hogs | Increasing | Ample | Lower |
| Sow | Decreasing | Ample | Lower |
| Belly (bacon) | Increasing | Good | Higher |
| Sparerib(4.25 lb & down) | Increasing | Good | Higher |
| Ham (20-23 lb) | Increasing | Good | Lower |
| Ham (23-27 lb) | Increasing | Good | Lower |
| Loin (bone in) | Increasing | Good | Higher |
| Babyback Rib (1.75 lb & up) | Increasing | Good | Lower |
| Tenderloin (1.25 lb) | Decreasing | Good | Lower |
| Boston Butt, untrmd (4-8 lb) | Increasing | Good | Higher |
| Picnic, untrmd | Increasing | Good | Lower |
| SS Picnic, smoker trm box | Increasing | Good | Lower |
| 42% Trimmings | Increasing | Good | Higher |
| 72% Trimmings | Increasing | Good | Lower |



MARKET TRENDS

SEPTEMBER 28, 2018

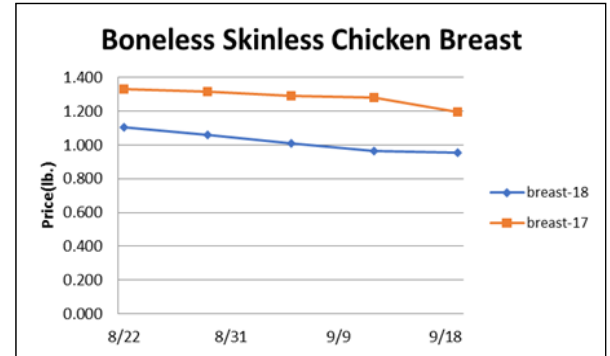
PERFORMANCE
FOODSERVICE



Poultry

For the holiday shortened week of September 8th, chicken production dropped 13.2% from the prior week, but was .2% better than the same week a year ago. The six-week total of chicken output was 3.9% larger than 2017. The USDA is forecasting Q4 chicken production to be 2.2% more than a year ago. Hurricane Florence was estimated to have killed at least 1.5 million chickens in North Carolina which would account for only .4% of the total chick slaughtered in August. This could bring some support to the chicken markets which have been lackluster as of late. August retail chicken breast prices were down 8% from the prior year and the cheapest in over a decade. Wholesale chicken breast prices tend to weaken further in the fall.

| Description | Market Trend | Supplies | Price vs. Last Year |
|-----------------------------|--------------|----------|---------------------|
| Whole Birds WOG-Nat | Increasing | Good | Lower |
| Wings (jumbo cut) | Increasing | Good | Lower |
| Wing Index (ARA) | Increasing | Good | Lower |
| Breast, Bnless Skinless NE | Increasing | Good | Lower |
| Breast, Bnless Skinless SE | Increasing | Good | Lower |
| Breast Boneless Index (ARA) | Decreasing | Good | Lower |
| Tenderloin Index (ARA) | Steady | Good | Higher |
| Legs (whole) | Decreasing | Good | Lower |
| Leg Quarter Index (ARA) | Decreasing | Good | Lower |
| Thighs, Bone In | Decreasing | Good | Lower |
| Thighs, Boneless | Decreasing | Good | Lower |



| Description | Market Trend | Supplies | Price vs. Last Year |
|---------------------------|--------------|----------|---------------------|
| Whole Turkey (8-16 lb) | Increasing | Good | Lower |
| Turkey Breast, Bnls/Sknls | Increasing | Good | Higher |

Eggs

| Description | Market Trend | Supplies | Price vs. Last Year |
|---------------------------|--------------|----------|---------------------|
| Large Eggs (dozen) | Steady | Short | Lower |
| Medium Eggs (dozen) | Steady | Short | Lower |
| Liquid Whole Eggs | Decreasing | Short | Higher |
| Liquid Egg Whites | Steady | Short | Higher |
| Liquid Egg Yolks | Increasing | Short | Higher |
| Egg Breaker Stock Central | Increasing | Short | Lower |



MARKET TRENDS

SEPTEMBER 28, 2018

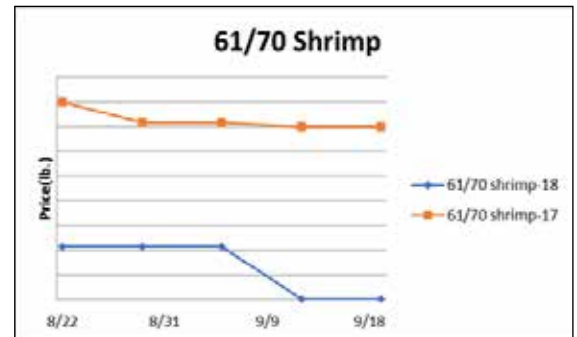
PERFORMANCE
FOODSERVICE



Seafood

The salmon markets have climbed above year ago levels. This is despite solid salmon imports. During July, U.S. salmon imports were 7% more than the prior year. Strong imports are expected to continue. This factor, elevated retail prices, and ample alternative protein supplies could temper domestic consumption this fall which could weigh on the wholesale markets.

| Description | Market Trend | Supplies | Price vs. Last Year |
|-----------------------------|--------------|----------|---------------------|
| Shrimp (16/20 frz) | Steady | Good | Lower |
| Shrimp (61/70 frz) | Steady | Good | Lower |
| Shrimp Tiger (26/30 frz) | Steady | Good | Lower |
| Snow Crab, frz | Steady | Good | Higher |
| Tilapia Filet, frz | Steady | Good | Lower |
| Cod Filet, frz | Steady | Good | Higher |
| Tuna Yellowfin, frsh | Steady | Good | Higher |
| Salmon Atlantic Filet, frsh | Steady | Good | Higher |
| Pollock Filet, Alaska, frz | Steady | Good | Higher |



MARKET TRENDS

SEPTEMBER 28, 2018

PERFORMANCE
FOODSERVICE



Paper and Plastic Products

| Description | Market Trend | Supplies | Price vs. Last Year |
|---------------------------------------|--------------|----------|---------------------|
| WOOD PULP (PAPER) | | | |
| NBSK- Paper napkin | Increasing | Good | Higher |
| 42 lb. Linerboard-corrugated box | Increasing | Good | Higher |
| PLASTIC RESINS (PLASTIC, FOAM) | | | |
| PS-CHH-utensils, cups, to-go cont. | Steady | Good | Lower |
| PP-HIGP-heavy grade utensils | Steady | Good | Higher |
| PE-LLD-can liners, film, bags | Decreasing | Good | Lower |

Retail Price Change from Prior Month

| Description | Aug-18 | Jul-18 | Jun-18 |
|-----------------------------|------------|------------|------------|
| Beef and Veal | Decreasing | Increasing | Increasing |
| Dairy | Increasing | Decreasing | Increasing |
| Pork | Increasing | Increasing | Decreasing |
| Chicken | Decreasing | Increasing | Increasing |
| Fresh Fish and Seafood | Increasing | Decreasing | Increasing |
| Fresh Fruits and Vegetables | Decreasing | Increasing | Decreasing |

Various Markets

The coffee markets continue to trade at engaging levels for buyers. World coffee supplies have improved, and the firm U.S. dollar is favoring lower prices. However, Arabica coffee futures have not traded appreciably below these levels for a consistent period of time in over a decade.

| Description | Market Trend | Supplies | Price vs. Last Year |
|------------------------------|--------------|----------|---------------------|
| Whole Peeled, Stand (6/10) | Increasing | Good | Higher |
| Tomato Paste-Industrial (lb) | Increasing | Good | Higher |
| Coffee lb ICE | Decreasing | Good | Lower |
| Sugar lb ICE | Increasing | Ample | Lower |
| Cocoa mt ICE | Decreasing | Short | Higher |
| Orange Juice lb ICE | Decreasing | Good | Lower |
| Honey (clover) lb | Steady | Good | Higher |



MARKET TRENDS

SEPTEMBER 28, 2018

PERFORMANCE
FOODSERVICE



Produce

Market Overview

Most commodities are steady. Valencia's and lemons are still in an ACT OF GOD with higher prices and shortages in supply. Most West Coast veg items are steady, and cauliflower is a good buy.

Hurricane Florence has delivered a devastating blow to the agriculture industry throughout the Carolinas. PFG is doing its best to keep you updated on market conditions throughout the region. Our growers are assessing their damages and will continue to keep our team updated. Please continue keep the grower community in your thoughts, and we thank you for your understanding and patience during this time.

WATCH LIST

Sweet Potatoes and Yams: This market has spiked due to heavy damage in the Carolinas. Growers are currently assessing the damage, so it is still too soon to react. However, supplies are still good out of Mississippi. We are reviewing daily and will continue to keep you posted.

Apples & Pears

Washington storage crop Fuji, Gala, Granny Smith, and Red Delicious Apples remain on the market. Supplies of storage Golden Delicious stocks are winding down. New crop Washington Gala Apples are on the market. Fuji, Gold Delicious, Granny Smith, and Red Delicious will become available next week.

Pear prices are level. Washington Bartlett and D'Anjou Pears are available. New crop California Bartletts remain on the market; sizes run large. Sugar levels range from 12 to 14 Brix.

Artichokes

Quality is excellent, and demand is good.

Arugula

Quality and supplies have improved and product is available.

Asparagus

High prices persist. Production in Baja, Mexico is ramping up. Peruvian supplies are available, but scarce. Quality is average: spears are deep green and tips are compact.

Avocados

Although the California season is winding down, Mexican stocks are meeting demand; the market is level. Quality is good: oil content is low at this time of year, but will increase as the Mexican season progresses.

Bananas

Banana volumes are expected to be sufficient with high quality fruit coming into the market. The conditions should continue to be great as no real issues with production are predicted.

MARKET ALERT

- Cilantro – EXTREME
- English Cucumbers – EXTREME
- Green Onions – ESCALATED
- Lemons – ACT OF GOD
- Mushrooms – ESCALATED
- Oranges (Valencias) – ACT OF GOD



MARKET TRENDS

SEPTEMBER 28, 2018

PERFORMANCE
FOODSERVICE



Produce *(continued)*

Beans

Markets are improving, harvest estimates are back on target, and quality is good in the East. On the West Coast, the prices are down slightly; however, there are still quality issues with West Coast beans due to the heat. We are seeing a lot of product being transferred from the East to West Coast to compensate for the shortfalls.

Berries:

Blackberries

Prices are unchanged. California supplies are past peak production and will soon start diminishing. Mexican stocks will meet demand. Quality is very good in both growing regions: berries are plump and juicy with sweet, yet slightly tangy flavor. Sugar levels range from 12 to 13 Brix.

Blueberries

The market is steady. Stocks are most plentiful in California, but Mexican volume will rise later this month. Domestic quality is best: berries are deep blue with a slight blush and sweet, yet tangy flavor.

Raspberries

Prices are weak; stocks are plentiful. Quality is very good: berries are plump and sweet. Sugar levels range from 13 to 14 Brix.

Strawberries

Expect higher markets. Supplies from the Salinas/Watsonville, California growing region are past peak production. Santa Maria stocks will ramp up over the next few weeks. Cold-chain management remains critical to maximizing shelf-life through the hot summer and early fall months. Quality is very good.

Bok Choy

Quality is average, and demand is fair.

Broccoli

Prices are inching down. California supplies are increasing, but Mexican stocks are down due to rain. Overall quality is fair: hollow core and pin rot are minor issues.

Brussels Sprouts

Supplies are light, and quality is good. Prices are steady.

Cantaloupe

Market is a bit soft on the Jumbo 9's and 9's and getting a bit stronger on the smaller fruit 12's and 15's, we are going with good volumes out of the Westside and overall quality is very good, most of the varieties like ESL Harper are very strong but sugar is only fair. We are peaking on 9's and jumbo 9's and the smaller fruit is a little tougher to come by. We will be getting into some better supplies of the smaller fruit in the coming weeks and will keep you posted.

Carrots

We are seeing both good quality and volume.

Cauliflower

The market is inching down; supplies are increasing. Quality is average: creamy color is an occasional issue.

Celery

Rain may cause the Michigan season to end early, pushing up West Coast prices. Quality is very good: pith and growth cracking are occasional problems.

Cilantro

EXTREME Supplies and quality are expected to improve next week, but we are still seeing higher prices and slight shortages.



MARKET TRENDS

SEPTEMBER 28, 2018

PERFORMANCE
FOODSERVICE



Produce (continued)

Corn

Good quality is mixed out of Michigan and New York. South Georgia will be ramping up this weekend.

Cucumbers

The market is up; supplies are tight and will become more limited after Hurricane Florence hits. Quality is good: heat and rain are causing slight imperfections.

English Cucumbers

EXTREME Supplies are very short due to a GAP in Canadian production combined with a slow start to new greenhouses in the West. In addition to the mainland shortages, import product from Spain have been delayed and expected to arrive late this week or early next. We should see relief late next week.

Eggplant

Supplies are a little snug with Michigan done and Georgia just beginning. Prices are up with mostly good quality available. New winter crop will be available out of Nogales the 3rd week of October. South Georgia will begin the first week of October.

Fennel

Supplies for the week will be good and quality is good.

Garlic

The market is about 50% done with the 2017 crop. Supplies are steady and prices remain high on domestic product.



Ginger

Chinese ginger markets are mixed, but quality is good. Also, product is available at higher costs from Brazil, Costa Rica and Honduras and Peru with no major quality issues being reported.

Grapes

Market is steady as we are picking throughout the Central Valley which will take us through December. The crop here in the central valley is looking very good as we have a good set and the fruit is fairly consistent in size. We are expecting to have good quality fruit through the year barring any major weather situations, and the estimated volume is about 114 million packed cartons.

Green Cabbage

The cabbage market is easing in the Midwest (Wisconsin) as well as the West Coast. Markets are still firm.

Red Cabbage

Markets remain firm despite decent supplies out of the Midwest. Quality has been hit or miss while sizing remains good. Central coast production is good; however, with lighter volume in the East, the market has firmed up in the West.

Green Onions

ESCALATED Iced –The market is active due to lighter supplies. Iceless - Like the iced market, the iceless market is active due to lighter supplies.

Honeydew

Market is steady with good supplies of 5's, 6's and 8's on the Westside and overall quality is very nice and sugars are very good as well. We will be going through mid-October on the Westside now is the time to start pushing California melons.

JICAMA

Markets remain firm due to ongoing short supplies and will continue to see some quality and shelf life issues.

Kale (green)

Quality and supplies are good.

Kiwi

Good supplies available on Chilean product.

MARKET TRENDS

SEPTEMBER 28, 2018

PERFORMANCE
FOODSERVICE



Produce *(continued)*

Lemons

Market is still strong and is adjusting as we continue to see Chilean arrive and also seeing a more Mexican fruit crossing, also need to keep in mind that the Mexican volume is about 40-50% lighter than normal. The Chilean will continue to arrive through the month and then will start to slow down on volume by the end of the month. We have started our D3 fruit and are going with some descent volume, fruit is peaking on 140's and 115's at this point, but will see better volumes of smaller fruit as we are size picking at this point. The overall quality of the lemons is good to fair; you will see some heavier scarring and some green tinge on fruit depending where the fruit is coming from. D3 Fruit has been through a lot of heat and is being gassed so you will see some skin breakdown is some of the weaker lots. We expect the market to stay strong, but supplies are a better than they have been for the last 2 months.

Lettuce:

Butter

Supplies are normal, and demand and quality are both good.

Green and Red Leaf

Red leaf quality and demand are good. Supplies are very light; however, green leaf supplies are showing normal quality and demand is good.

Iceberg Lettuce

Supplies and demand are steady.

Romaine

Supplies are normal. Demand and quality are both good.

Romaine Hearts

Demand and quality are good. Supplies are normal.

Limes

The market is steady. Supplies are adequate; small sizes are most plentiful. Quality is average: Shippers are recommending ordering for quick turns at this time of year.

Napa

Supplies are below normal this week; and demand is steady.

Onions

Prices are low; stocks are sufficient. Supplies are dominated by jumbo and colossal sizes. Red and Yellow Onions are available and currently being grown in Idaho, Oregon, Utah, and Washington.

Oranges

Market very strong across the board we are seeing several other Valencia shippers finished for the season, Valencia's are peaking on larger sizes so we are seeing much fewer of the small ones demand exceeds supply on 88's, 113's and 138's and this will be the case going forward through the Valencia season. It is also a lighter crop so we will be fighting supplies of fruit through the remainder of the season until we start navels around the first of November. The overall quality of the Valencia's is fair with descent color some green tinge which is normal for

Valencia's and fruit is not near as firm as a navels and a fair amount of stem end breakdown, juice and sugar content is very good. We will be subbing some Chilean navels when possible to cover the 88's, 113's and 138's on orders just a heads up, if you do not want navels please let us know. Please keep in mind that this fruit is about 18 months old on the tree, and the trees are also carrying next year's crop which puts lots of stress on the tree this is when we see re-greening and softer fruit, stem end aging or skin breakdown. The Valencia's are pretty rough and will only get rougher as we navigate through the season, hoping to start navels earlier than the first of November. The California navel crop estimate for about 20% more volume than last year and we will be peaking on 88's and smaller as we start the season.



MARKET TRENDS

SEPTEMBER 28, 2018

PERFORMANCE
FOODSERVICE



Produce *(continued)*

Parsley(Curly, Italian)

Quality and supplies are good.

Green Bell Pepper

Prices are stable; supplies are plentiful, but may begin to tighten due to the East Coast's hurricane, Florence. Quality is excellent in all harvesting areas: skins are smooth with few scars and flavor is mildly zesty.

Jalapenos (Chiles)

Supplies are lighter and FOB prices are up a few dollars across the entire category. West Coast remains consistent on price; however, quality is suffering due to heat-related issues.

Red and Yellow Bell Pepper

The market is low; stocks are sufficient. Quality is very good: peppers are deeply colored and subtly sweet.

Pineapple

The market remains high; supplies are tight in both growing regions. Quality is very good: sugar levels vary from 13 to 16 Brix.

Idaho Potatoes

The market is low; supplies are abundant. Idaho Norkotah Potatoes are available; the crop is dominated by 70- through 100-count sizes. Large potatoes, 40- through 60-count are tight. Quality is excellent, limiting No. 2 grade stocks. New crop Burbank production will start in late September/early October.

Pumpkins

Now available out of Indiana and Michigan.

Radishes

Supplies are steady, and quality is good shipping through Arizona and Florida.

Salad Blends

Prices are level; iceberg and romaine supplies are sufficient. Inspectors continue to closely monitor pack-outs for chunks and core material to minimize potential problems before shipment.

Snow and Sugar Snap Peas

Snow and sugar snap peas supplies are steady through Miami and prices are higher.

Spinach (Bunched)

Quality and supply have improved and product is available.

Spinach (Baby)

Baby and clipped spinach supplies are good, and quality is fair.

Spring Mix

Although volume remains low and prices are higher than normal, quality is starting to rebound. Humid weather has caused mildew problems, negatively impacting shelf-life, but temperatures are shifting.

Yellow Squash/Zucchini

Prices are up; yields have fallen. Expect stocks to remain tight due to the rain and strong winds of Hurricane Florence. Quality is average: scarring is an issue. Nogales will start crossing late next week.



MARKET TRENDS

SEPTEMBER 28, 2018

PERFORMANCE
FOODSERVICE



Produce (continued)

TOMATOES (EAST)

Rounds

With only a few weeks left in the late summer crop, Alabama and Tennessee are still harvesting light, but steady supplies. Fall crop out of South Carolina has been damaged by Hurricane Florence, and we expect new crop to begin out of South Georgia and Florida over the next 2 to 3 weeks. Overall demand remains very weak. FOBs are down, but we do not expect this to hold into the following week. Quality has been various from all regions and

Romas

Light supplies are still coming from mostly the Tennessee region. Demand has spiked this week driving prices. Quality has been various from all regions and field by field, but overall, it has been good.

Grapes

With Virginia and Carolinas being hit by Hurricane Florence, we are seeing a steep dip in supply on the East Coast and expect markets to be firm over the next 2 to 3 weeks. Currently FOB prices are up with a mixed bag of quality by region.

Cherries

These are experiencing lackluster demand as well, and will move into next week unchanged. Quality is mostly good, but they occasionally will show signs of rain and heat stress concerns.

TOMATOES (WEST)

Rounds

Demand is flat but markets remain firm due to lighter supply and lack luster quality. Prepare to see shorter than expected supply due to the heat-related issues.

Romas

Supplies are snug keeping firm pressure on FOBs. Prices are unchanged this week, but expect them to begin falling as newer blocks come online. Quality is improving out of California and Mexico.

Grapes

Demand & supply has been mostly steady. FOBs are expected to remain the same. Quality is good to excellent.

Cherries

Supplies remain snug, yet steady. FOBs will remain unchanged. Quality is mostly good, but some shippers are showing light color.

Tree Fruit

Prices are slowly climbing. The domestic nectarine and peach seasons will run another one to two weeks; plums will be on the market through October. Quality is very good: nectarine and peach sugar levels range from 10 to 12 Brix, while plums vary from 12 to 16 Brix.

Watermelons

The market is low; most supplies are ample. A few melons may be odd-shaped, but quality is very good. Sugar levels range from 11 to 12 Brix.

